

sculpture by the sea

SELF GUIDED TOUCH TOUR: BONDI TO TAMARAMA

This guide has been developed for visitors to gain access and increased engagement with a selection of sculptures along the Bondi to Tamarama walk.

Sculpture by the Sea Bondi, 2009 will run from Thursday 29 October until Sunday 15 November. The walk is around 1 ½ - 2 hours in duration, and visitors can begin at either end. Exhibition catalogues are available to purchase for \$10 at the Catalogue marquees located along the walk (please refer to the site map).

Listed below are some general guidelines for friends and carers to use when verbally describing the sculptures:

Provide Standard Information: Name of the artist, title of the sculpture, the materials and the dimensions. Draw attention to the scale of the work, and provide a familiar analogy.

Provide a General Overview: Describe the composition of the work and give your overall impression of the work. Include the materials, texture, form and the mood.

Describe the Importance of Technique or Medium: Sometimes, there is an important relationship between the implicit content and the technique or medium employed to make the work. Detailed information on these topics enables a person to understand the ways in which meaning, style, or both are generated from the materials. Technique and medium are functions of each other.

Use Specific Words and Provide Vivid Details: Clear and precise language is crucial to any good description. After the general overview is conveyed, describe details, and focus on different parts of the work. Try to use objective references and give enough information so that listeners can form their own image, opinions and conclusions.

Indicate Where the Curators Have Installed a Work: A sculpture's placement reveals important information about its meaning, as well as its relationship to other works. Describe where the work is located and mention the surrounding sculptures.


Touch the Sculpture: Explore the surface texture, temperature and shape of the sculpture and they can better understand the concept of the scale of the sculpture.

Describe the texture, shape, mood, space (positive and negative) and scale.

The sculptures listed below have been nominated by both the artist and the site curator as being Safe to Touch.



96. Koichi Ogino
A train kid



1. Giuliana De Felice
Signs of 2009
 Based on familiar signage, these sculptures play with what we'd expect to see as part of the known visual landscape.



2. Leonard Sabol
Crack
 The forces of nature are unpredictable.



19. Barbra Licha
Chaos and Order
 Describes the contemporary individual surrounded by the magnitude of everyday emotions. Sea and sky are the ideal settings.



22. Alan Rose
Fractal Columns
 Our feeling for beauty is inspired by the harmonious arrangement of order and disorder as occurring in nature.



24. Yoshio Nitta
Pot 09

What did you want to put in this pot?



25. Gretchen Lothrop
What the wind said II
 Attempts to capture poetical intangibles in insistently permanent forms. Borne from an interest in wind and water.



27. Greg Johns
Pattern III
 From a career-long series. A constantly changing pattern in the centre contrasts with the stillness of the outer circle.



33. Gaye Roberts
Crate
 Explores the idea of the contained space.



34. Keizo Ushio
Oushi Zokei 2009
Heart

Stone is hard,
feeling soft. Stone is
heavy, feeling light.
Stone's surface is
wild, it's inside is
smooth.



37. Michael Purdy
Tatters

Celebrates the
iconic beauty of our
favourite little pieces
of paper while
questioning the
whole nature of the
big money picture.



38. Takehiro
Terada
Suton-Stone
What one block
of stone can
become.



71. Senden Blackwood
Irinami

Motivated to reveal
movement in static
mediums, influenced by
dynamic lines that are
all around; lines of
force, growth and fluid
movement.



72. Marguerite Derricourt
Rat Race

These rats are caught on
the treadmill of life but are
making a brave attempt
to escape.



76. Ian Scott
Waiting

The amount of time
people are prepared
to wait provided the
artist with endless
sketching
opportunities, which
often form the basis
of sculptures.




77. Moshe Atar
Railway links

A study exploring the relationship and interactions between figures of the same nature.




82. Peter Tilley
The ability to imagine

Dreaming of a journey and imagining a voyage through time searching for meaning in life.



84. Linda Bowden
Joie de vivre

Shapes dancing in space. The joy of life.



87. Suzie Bleach and Andy Townsend
Subterfuge

A place of retreat or concealment.



96. Angela MacDougall
Grape Seeds

The two grape seeds bring attention to what usually goes unnoticed and discarded without a moments notice.



91. Koichi Ogino
A train kid
Evokes the memories of playing with a rope during childhood days.



103. Phil Hall
Dying for a drink of water

Travelling sculpture designed to raise awareness of the critical global water shortage and to stimulate positive actions/solutions.



98 Duke Albada
Privy

An investigation of perception and social behaviours at the permeated border between the private and the public.